



Sorma

Si5 China

December 2011

oscar.polato@sorma.com

SORMA solutions are flexible, customizable, and easily integrable.

By simplifying interrelations between all company operations, they guarantee a more fluid circulation of information and therefore provides a rapid return on investment.

The increase of company performance occurs through management, the control and planning of all company processes, by researching what it means to have the maximum efficiency and automation in response to the urgencies of a continually evolving market.



The tradition of many years using the IBM platform, first AS/400 and now System i, has been integrated with development in the world of Java and Microsoft technologies.

The application and the competences of the development team of Sorma are now multiplatform with expanded flexibility.

In particular, SI5 Java is now available:

- for hardware platforms System i IBM and for Intel servers
- for operating systems Windows Server, Linux, and OS400
- for databases DB2, MS and 400, Microsoft SQL Server, and Oracle
- for application servers Tomcat 6+ and Websphere 7



WebSphere.



Clients are the most important assets for Sorma, and for this reason Sorma is following them in the varying countries, with their products and services.



Chinese market is one of the most important for SORMA. To give the most complete support and provide the best service to SORMA clients, we have signed a collaboration agreement with HITPOINT Solution in Shanghai.

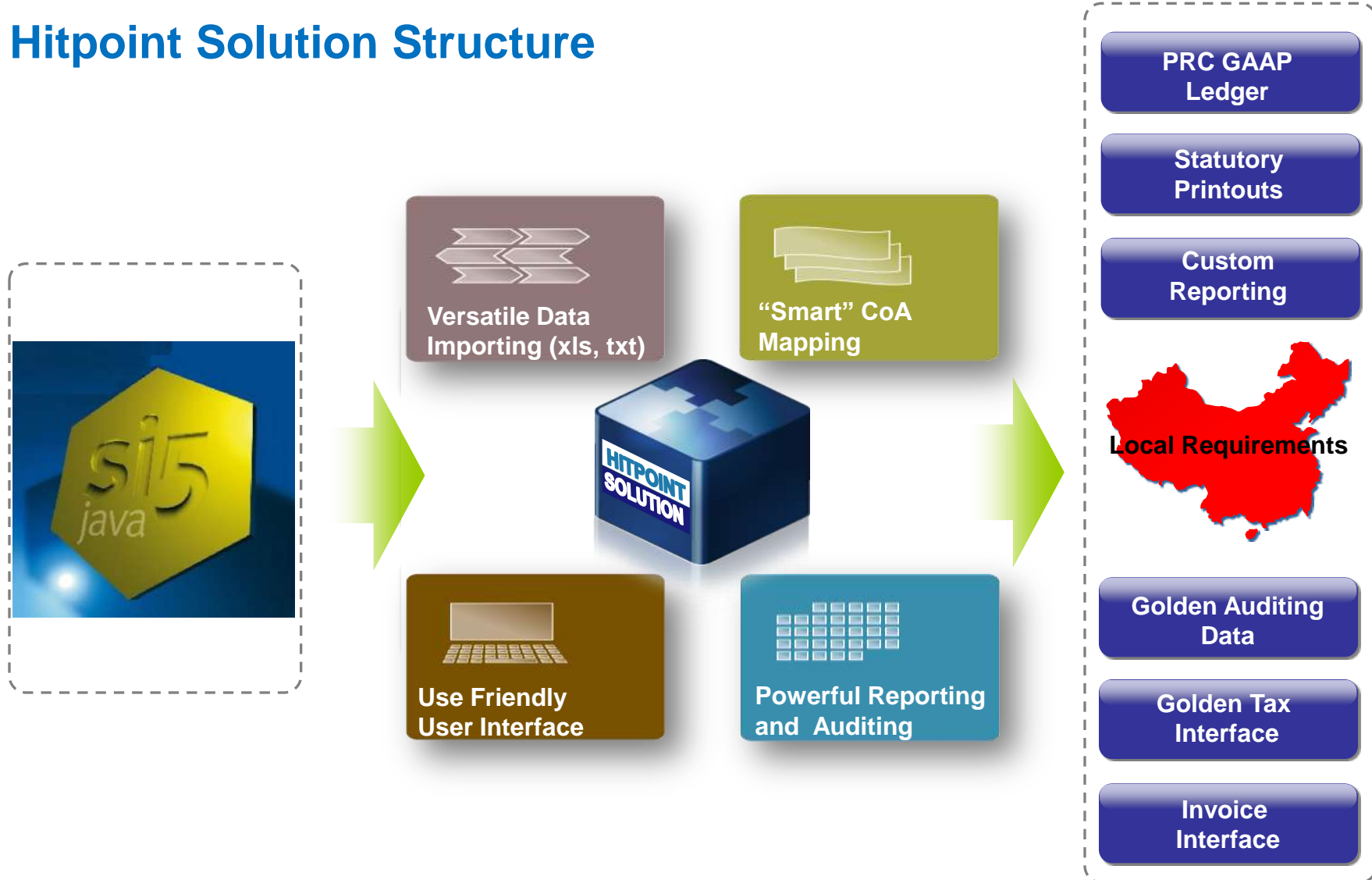
The logo for Hitpoint Solution, featuring the word "HITPOINT" in blue uppercase letters above the word "SOLUTION" in white uppercase letters on a dark blue rectangular background.

Hitpoint Solution Co. is a leading finance and tax software and consulting company . Based on the accurate acknowledge of clients' requirements, deep understanding on the Si5 ERP system, and in-depth knowledge on the local finance requirements, HITPOINT is able to provide a complete set of software and practical financial solutions to SORMA clients.

Hitpoint Solution Structure



Hitpoint Solution Structure



The integration in Si5 with HITPOINT's tax and legal products HPFS and GTS, allows use of SORMA ERP for all administrative activities in the People's Republic of China.

Specifically designed for Italian companies, working in collaboration, this solution allows:

- Complete usage of Si5 for all administrative and fiscal activities in the People's Republic of China, including management of the chart of accounts shared with the other companies within Group, for all consolidation and group reporting,
- Total compliance of local auditing with standard Chinese reporting,
- Integration of local administrative data with the remaining ERP modules (purchases, supplier invoice checks, sales, warehouse, cost accounting management),
- Use of the Group management control system and cost calculation
- Evasion of any duplicate manual work and keeping data consistent

The proposed solution goes beyond the supply of the software application and allows SORMA to offer to customers all the necessary consulting support.

Sorma's knowledge, gained over years of presence in China, and the cooperation with Hitpoint concerning tax customs, make it possible to accompany multi-internationals to China for a fast and economic implementation of the information and control system.

The ability to integrate Chinese accounting models (according to Anglo-Saxon principles) and Italian's traditional accounting system, supports companies in their proper management control.

Availability of group language in every inquiry and report allows visibility of all administrative data.

Smart Chart of Account Mapping

ERP Transactions

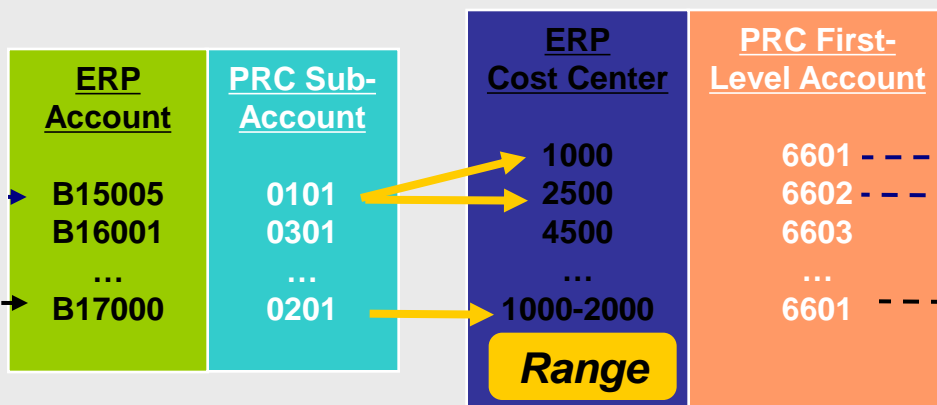
Account	Debit	Credit	Cost.Ctr
A10035		300	
B15005	120		1000
B15005	170		2500
B16001	10		4500
A10035		180	
B17000	80		1200
B17000	100		1400



PRC Transactions

Account	Debit	Credit
10010101		300
66010101	120	
66020101	170	
66030301	10	
10010101		180
66010101	180	

Automatically Chart of Accounts Mapping



IMMISSIONE FATTURE CLIENTI/FORNITORI STABILIMENTO DEMO 00 Si5 powered by SORMA

Your Company

? 🔍 i 📄 ⚙️ W 🖨️ !

Opzioni

- 记录维护
- 到期
- 协议迫使
- 在零金额迫使
- 专题调研
- 临时取消
- 封锁批次标签迫使
- 研究
- 本国货币
calculat.

入境日期	<input type="text" value="20/12/2011"/>		
原因	<input type="text" value="301"/> FATT.FORN.NAZ.	增值税注册	<input type="text" value="A"/> Acquisti
守则	<input type="text" value="100"/>	<input type="text" value="MODULO UNO S.R.L."/>	
付款	<input type="text" value="601"/> Bonifico bancario		
协议	<input type="text"/>		
文件	<input type="text" value="A123"/>	日期	<input type="text" value="1/12/2011"/>
金额	<input type="text" value="1.170,000"/>		
货币代码	<input type="text"/> 货币金额	<input type="text"/>	外汇 <input type="text"/>
银行代码	<input type="text"/>		
评论	<input type="text"/>		

© 2010 SORMA SpA All rights reserved - c.so Vinzaglio,4 10121 Torino (TO) Italy - tel +39 011 533322 fax +39 011 5613309 - PI 10320030017 - società partecipata del Gruppo 24 Ore

Your Company

✕
←
✓
↑
↓

?
🔍
📁
i
☰
⚙️
W
📊
🖨️
!

Opzioni

- 历史数据
- 复制
- 取消

产品编号 00607

General
Managerial
Engineerin
Other data
Commercial
R.E.A.CH.

说明

绘图

代绘图

材料类型 Materiale diretto

项目类型

项目

技术部历史. 状态

技术部历史. 移 Numero 单位weig.

管理机构

电源规格

商品 Prodotto finito

购买覆铜板

家庭

业务

功能类

© 2010 SORMA SpA All rights reserved - c.so Vinzaglio,4 10121 Torino (TO) Italy - tel +39 011 533322 fax +39 011 5613309 - PI 10320030017 - società partecipata del Gruppo 24 Ore

ACCOUNTIN.BALANCES SITUAT. STABILIMENTO DEMO 00 Si5 powered by SORMA

Your Company ? 🔍 i 📄 ⚙️ W 📊 🖨️ ! ✕

Opzioni

- 货币外汇
- 总帐打印输出
- 最后一行
- 临时
- 结果
- 草稿结果查询
- 研究
- 记录片

帐户
 守则
 开始日期 结束日期 ITM彗星
 货币 显示的电流。

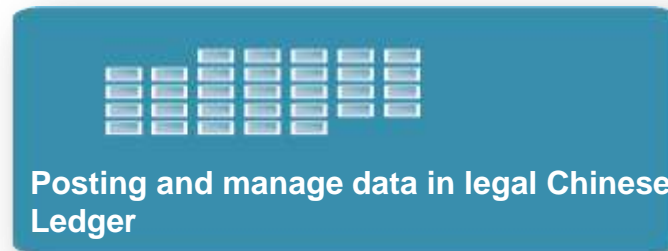
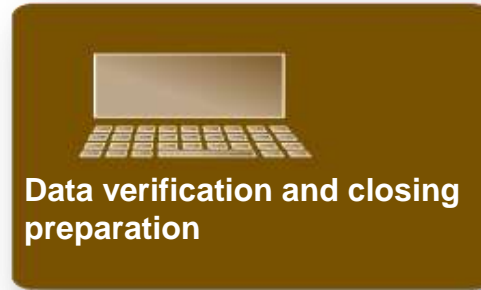
选择	竞争力日期	操作	文件编号	协议号	附加说明	金额
<input type="checkbox"/>	04/04/2011	FATNAZ	1	20	青岛丽星模具	00 -66.000,00
<input type="checkbox"/>	04/05/2011	FATNAZ	1298	22	教育费附加	00 -33.600,00
<input type="checkbox"/>	01/06/2011	FATNAZ	W111	3		00 -4.800,00
<input type="checkbox"/>	01/06/2011	FATNAZ	Y555	4	制造费用	00 -6.000,00
<input type="checkbox"/>	10/06/2011	CONTAN	00000		Contanti	00 2.000,00

undefined Columns 0 / +

Prev. bal. -2.692.847,52 5 对 5
Balance at date -108.400,00 **Account Bal.** -2.801.247,52

Attenzione!

Si5 China – HPFS integration



GL Working Process – Import and Convert

The screenshot displays the HPFS - Mit Point Financial Solution application. The left-hand navigation pane shows a tree structure with categories like Financial, Journal, Ledger Process, APAR, Financial Report, System Maintenance, and Value Added Tax. The 'Journal Import' option is selected. The main window shows the 'Journal Import' configuration panel with the following settings:

- Import journal data from external file
- Import Type: Default
- File Type: Excel file
- Import Validation Mode: Over Write Duplicate Voucher And Import
- File Path: C:\Users\sales1\Desktop\200806.xls
- Offset: 0, Ignore First: 1, Row(s)

Buttons at the bottom of the panel include 'Check Account Mapping', 'Execute Import', and 'Generate Voucher'. A 'Progress' dialog box is open, showing 'In progress...' and a progress bar at 1000 of 2174. A status bar at the bottom left indicates 'Selected Account Mapping has been deleted.' and the user 'admin' is logged in at the bottom right.

GL Working Process – Entry, Edit

HPFS - Hit Point Financial Solution

File Window Help

Welcome

- Financial
 - Journal
 - Journal Entry**
 - Journal Import
 - Journal Inquiring
 - Ledger Process
 - Fixed Asset
 - APAR
 - Financial Report
 - Financial Report
 - Fixed Asset Report
- System Maintenance
 - Chart of Accounts
 - Chart of Accounts Mapping
 - PRC Chart of Accounts Query
 - PRC-COA Maintenance
 - Mapping Maintain
 - Translation
 - System Maintenance
 - Value Added Tax

Journal Entry

Create Save Delete Reset Delete in Batch

Entry No. 0000040763

Fiscal Year 2008 Period Period 6 Entry Date 20080602

Total Debit 42,506.46 Total Credit 42,506.46 Balance 0

Add Detail Amend Detail Delete Detail

Account C...	Account D...	Company ...	Description	Amount In ...	Amount In ...	Source Cu...	Amount In ...	Amount In ...	Local Curr...	Exchange ...	Reference 1	Reference 2	Refer...
220201	0.0	12275.54	CNY	0.0	21252.22	CNY	...	15		
220201										
22411001										
640104										
640105										
22411001										
640104	1.81			0.0		CNY				
640105										
22411002	2.09			0.0		CNY				
640104										
640106										
22411002										
640104	15			205				367		
640106										
22411001										
640104	8000035			10				NATALIE*NATALIE		
640105										
			...	BH									

Detail Editor

Account Code 640104 Account Description 主营业务成本-价格差异 Company Code PV

Description BH600

Amount In Entry DB 1.81 Amount In Entry CR 0.0 Source Currency CNY

Amount In Local Entry DB 2.09 Amount In Local Entry CR 0.0 Local Currency CNY

Exchange Ratio

Tcode1 15 Tcode2 205 Tcode3 367

Tcode4 Tcode5

Reference 1 8000035 Reference 2 10 Reference 3 NATALIE*NATALIE

Reference 4 BH Reference 5

OK Cancel Reset Currency

Selected Account Mapping has been deleted.

admin

GL Working Process – Post Ledger

The screenshot displays the HPFS - Hit Point Financial Solution application window. The left-hand navigation pane lists various modules, with 'Ledger Posting' highlighted under the 'Ledger Process' category. The main workspace is titled 'Ledger Posting' and contains several radio button options for filtering the posting process: 'Batch No.', 'Entry No.', 'Post All', 'Post All Auto Imported Data', and 'Manual Imported Voucher No.'. Each option is followed by 'From' and 'To' fields with search icons. A 'Post' button is located below these options. A 'Progress' dialog box is open in the center, showing 'In progress...' and a progress bar at 1500 of 2174. The status bar at the bottom left displays the message 'Selected Account Mapping has been deleted.' and the user name 'admin' is shown at the bottom right.

Statutory reports

The screenshot displays the HPFS - Hit Point Financial Solution software interface. The main window is titled "Financial Report" and contains several buttons for generating reports: Balance Sheet, Account Balance, Trial Balance, TCode Report, General Ledger, Book of Account, Sub Ledger, Voucher, Chart Of Account, Drill Down Report, Reserved F..., Report 4, Reserved Report 5, Reserved F..., and Report 8. A "Report Parameters" dialog box is open in the foreground, allowing users to configure report settings. The dialog box includes the following fields:

- Check: Report
- Fiscal Year: 2009
- Period: 1
- Select Asset: Fixed Asset Ledge...
- Local Currency: CNY
- Source Currency: (empty)
- Analyze Dimension: Tcode1
- Tcode No: (empty)

Buttons for "OK" and "Cancel" are located at the bottom of the dialog box.

Statutory Reports Sample

记帐凭证

打印日期: 2007-08-05

2006 年 10 月

凭证日期: 2006-10-10

凭证类型: JE

ERP凭证号码: 2486

凭证编号: 0000000999

摘要 EXPLANATION	科目 ACCOUNT	参考 Reference	金额 AMOUNT	
			借方 DEBIT	贷方 CREDIT
退货款	100201 银行存款-交行人民币基本户		0.00	1,837.68
退货款	11310234 应收帐款-客户-上海珂儿忧		1,837.68	0.00
合计:			1,837.68	1,837.68

会计主管: 张中

复核: 陈军

制单: 许平

附件张数: 1张

550203 管理费用-带薪假

2007 年

月	日	凭证号	ERP凭证号	对方科目	描述	借方	贷方		金额
		月初余额:						平	.00
4	12	000001742	948664	550102	管理费用-其他带薪假	5,742.40	0.00	借	5,742.40
4	12	000001742	948664	550102	管理费用-其他带薪假	3,500.00	0.00	借	9,242.40
4	12	000001742	948664	550102	管理费用-其他带薪假	1,332.80	0.00	借	10,575.20
4	12	000001848	952379	54010102	管理费用-病假	8,925.92	0.00	借	19,501.12
4	15	000001785	953232	54010102	管理费用-带薪假	1,066.72	0.00	借	20,567.84
4	22	000001881	957128	54010102	管理费用-正常假期	35,681.00	0.00	借	56,248.84
4	22	000001881	957128	54010102	管理费用-正常假期	8,867.84	0.00	借	65,116.68
4	22	000001881	957128	54010102	管理费用-正常假期	2,100.00	0.00	借	67,216.68
4	22	000001881	957128	54010102	管理费用-正常假期	470.88	0.00	借	67,687.56
4	22	000001881	957128	54010102	管理费用-正常假期	152.32	0.00	借	67,839.88
4	22	000001881	957128	54010102	管理费用-正常假期	142.53	0.00	借	67,982.41
4	22	000001881	957128	54010102	管理费用-正常假期	2,666.80	0.00	借	70,649.21
4	22	000001881	957128	54010102	管理费用-正常假期	5,742.40	0.00	借	76,391.61
4	26	000001864	961002	54010102	管理费用-病假	470.88	0.00	借	76,862.49
4	28	000001869	962304	215301	管理费用-病假	125,436.83	0.00	借	202,299.32
4	28	000001878	962330	54010102	管理费用-PTO	11,689.60	0.00	借	213,988.92
4		月底余额:						借	213,988.92

总帐科目余额表

2007 年 9 月

科目代码	科目描述	期初余额		本期发生额		期末余额	
		借方	贷方	借方	贷方	借方	贷方
1001	现金	110,379.52	0.00	1,455,457.00	1,471,426.82	94,409.70	0.00
1002	银行存款	18,171,572.20	0.00	69,210,588.42	82,280,463.53	5,101,697.09	0.00
1009	其他货币资金	0.00	0.00	53,262,489.28	53,262,489.28	0.00	0.00
1111	应收票据	4,616,007.50	0.00	58,866,373.46	60,599,293.46	2,883,087.50	0.00
1121	应收股利	0.00	0.00	0.00	0.00	0.00	0.00
1131	应收账款	0.00	22,982,007.27	83,388,313.21	78,345,109.53	0.00	17,938,803.59
1133	其他应收款	8,657,536.71	0.00	5,334,936.10	5,401,320.10	8,591,152.71	0.00
1151	预付账款	34,363,939.54	0.00	9,767,130.38	943,864.81	43,187,205.11	0.00
1201	物资采购	129,195.34	0.00	86,760,891.99	85,485,044.25	1,405,043.08	0.00
1211	原材料	27,394,585.05	0.00	174,732.45	3,910,008.31	23,659,328.99	0.00
1231	低值易耗品	0.00	0.00	0.00	0.00	0.00	0.00
1232	材料成本差异	8,525,806.78	0.00	31,312,546.39	1,365,434.97	38,472,918.20	0.00
1241	自制半成品	4,291,118.32	0.00	391,130.87	244,526.18	4,437,723.01	0.00
1243	库存商品	175,749,959.90	0.00	50,280,335.12	37,863,994.70	188,166,300.32	0.00
1251	委托加工物资	2,499,274.39	0.00	0.00	1,547,200.49	952,073.90	0.00
1301	待摊费用	2,081,646.60	0.00	853,630.00	2,086,117.43	849,179.17	0.00
1401	长期股权投资	29,913,436.47	0.00	0.00	0.00	29,913,436.47	0.00
1501	固定资产	87,918,870.98	0.00	406,876.00	203,438.00	88,122,308.98	0.00
1502	累计折旧	0.00	8,344,326.26	0.00	595,713.35	0.00	8,940,039.61
1603	在建工程	62,268,470.21	0.00	0.00	0.00	62,268,470.21	0.00
1701	固定资产清理	0.00	0.00	0.00	0.00	0.00	0.00
1801	无形资产	10,824,978.38	0.00	0.00	13,176.16	10,811,802.42	0.00
1901	长期待摊费用	8,638,139.51	0.00	0.00	311,490.87	8,326,648.64	0.00
1911	待处理财产损益	1,849,022.15	0.00	343,098.30	38,634.46	2,153,485.99	0.00
2101	短期借款	0.00	70,000,000.00	0.00	5,000,000.00	0.00	75,000,000.00
2111	应付票据	0.00	30,000,000.00	10,400,712.00	400,712.00	0.00	20,000,000.00
2121	应付账款	0.00	248,174,060.08	109,376,275.39	145,437,975.27	0.00	284,235,759.96
2151	应付工资	0.00	0.00	2,817,478.88	2,817,452.66	26.22	0.00
2153	应付福利费	0.00	4,527,963.52	26,564.28	0.00	0.00	4,501,399.24
2171	应交税金	11,204,103.49	0.00	11,486,793.60	13,772,074.13	8,918,824.96	0.00
2176	其他应交款	2,764.90	0.00	192,891.51	321,323.71	0.00	123,869.30
2181	其他应付款	3,805,449.12	0.00	8,340,428.16	8,242,107.01	3,903,770.27	0.00
2191	预提费用	0.00	79,794.60	79,794.60	449,128.07	0.00	449,128.07
2301	长期借款	0.00	122,552,500.00	0.00	0.00	0.00	122,552,500.00
3101	实收资本	0.00	58,000,000.00	0.00	0.00	0.00	58,000,000.00
3131	本年利润	0.00	0.00	0.00	0.00	0.00	0.00
3141	利润分配	56,024,009.94	0.00	0.00	0.00	56,024,009.94	0.00

Statutory Reports Sample

10020201 银行存款-外币-东方汇理(USD)

2007 年

月	日	凭证号	ERP 凭证号	对方科目	描述	借方	贷方		余额
		月初余额:						借	642,597.68
1	26	0000032486	420700113	11310203	银行存款转账	0.00	19,960,832.58	贷	19,318,234.90
1	26	0000032775	420700106	11310203	银行存款转账	0.00	3,091,850.55	贷	22,410,085.45
1	26	当日合计:				0.00	23,052,683.13		
1	30	0000036583	420700170	550304	银行存款转账	280,313.35	0.00	贷	22,129,772.10
1	30	0000036583	420700170	550304	银行存款转账	234.26	0.00	贷	22,129,537.84
1	30	0000036592	420700171	550304	银行存款转账	3,279.65	0.00	贷	22,126,258.19
1	30	0000036592	420700171	550304	银行存款转账	234.26	0.00	贷	22,126,023.93
1	30	当日合计:				284,061.52	0.00		
1	31	0000036178	420700272	550304	银行存款转账	0.00	176,056.24	贷	22,302,080.17
1	31	0000036489	420700257	550304	银行存款转账	0.00	15,406.57	贷	22,317,486.74
1	31	0000036651	420700251	550304	银行存款转账	36,718,097.88	0.00	借	14,400,611.14
1	31	0000036989	137000133	100902	银行存款转账	0.00	13,320,026.36	借	1,080,584.78
1	31	0000056349	137015767	55030201	银行存款转账	0.00	49,532.15	借	1,031,052.63
1	31	当日合计:				36,718,097.88	13,561,021.32		
1		月底余额:						借	1,031,052.63

Data export Sample

Microsoft Excel - Report.xls

文件(F) 编辑(E) 视图(V) 插入(I) 格式(O) 工具(T) 数据(D) 窗口(W) 帮助(H) 键入需要帮助的问题

B11 5

资产		行次	年初数	期末数	负债和所有者权益 (或股东权益)	行次	年初数	期末数
流动资产:				流动负债:				
货币资金	1	-	2,473,605.95	短期借款	68	-	-	
短期投资	2	-	-	应付票据	69	-	-	
应收票据	3	-	-	应付账款	70	-	5,437,303.36	
应收股利	4	-	-	预收账款	71	-	7,280.00	
应收利息	5	-	-	应付工资	72	-	211,671.82	
应收账款	6	-	2,376,124.83	应付福利费	73	-	-	
其他应收款	7	-	2,302,709.64	应付股利	74	-	-	
预付账款	8	-	-	应交税金	75	-	76,998.50	
应收补贴款	9	-	-	其他应交款	80	-	2,528.63	
存货	10	-	1,956,366.13	其他应付款	81	-	28,131,620.57	
待摊费用	11	-	-	预提费用	82	-	583,739.09	
一年内到期的长期债权投资	21	-	-	预计负债	83	-	-	
其他流动资产	24	-	-	一年内到期的长期负债	86	-	-	
流动资产合计	31	-	9,108,806.55	其他流动负债	90	-	-	
长期投资:				流动负债合计	100	-	34,451,141.97	
长期股权投资	32	-	-	长期负债:				
长期债权投资	34	-	-	长期借款	101	-	-	
长期投资合计	38	-	-	应付债券	102	-	-	
固定资产:				长期应付款	103	-	-	
固定资产原价	39	-	793,700.36	专项应付款	106	-	-	
减:累计折旧	40	-	-396,604.76	其他长期负债	108	-	-	
固定资产净值	41	-	397,095.60	长期负债合计	110	-	-	
减:固定资产减值准备	42	-	-	递延税项:				
固定资产净额	43	-	397,095.60	递延税款贷项	111	-	-	
工程物资	44	-	-	负债合计	114	-	34,451,141.97	
在建工程	45	-	-					
固定资产清理	46	-	-	所有者权益(或股东权益):				
固定资产合计	50	-	397,095.60	实收资本(或股本)	115	-	5,000,000.00	
无形资产及其他资产:				减:已归还投资	116	-	-	
无形资产	51	-	71,637.25	实收资本(或股本)净额	117	-	5,000,000.00	
长期待摊费用	52	-	-	资本公积	118	-	-	
其他长期资产	53	-	-	盈余公积	119	-	-	
无形资产及其他资产合计	60	-	71,637.25	其中:法定公益金	120	-	-	
递延税项:				未分配利润	121	-	-29,873,602.57	
递延税款借项	61	-	-	所有者权益(或股东权益)合计	122	-	-24,873,602.57	
资产合计	67	-	9,577,539.40	负债和所有者权益(或股东权益)	135	-	9,577,539.40	

就绪

Data export Sample

Microsoft Excel - Report.xls

文件(F) 编辑(E) 视图(V) 插入(I) 格式(O) 工具(T) 数据(D) 窗口(W) 帮助(H) 键入需要帮助的问题

Times New Roman 9 B I U

A14 经营费用

	A	B	C	D	E	F	G	H	I	J
1	利 润 表									
2										
3	编制单位	2006-10-31		会计02表						
4	上海财易信息技术有限公司			单位:元						
5	项 目	行次	本月数	本年累计						
6	一、主营业务收入	1	327,357.93	5,212,713.76						
7	其中:出口产品(商品)销售收入	2	-	-						
8	其中:进口产品(商品)销售收入	3	-	-						
9	减:折扣与折让	4	-	-						
10	二、主营业务收入净额	5	-	-						
11	减:主营业务成本	6	100,544.01	1,895,823.96						
12	其中:出口产品(商品)销售成本	7	-	-						
13	主营业务税金及附加	8	2,399.00	19,866.71						
14	经营费用	9	-	-						
15	其他	10	-	-						
16	加: 递延收益	11	-	-						
17	代购代销收入	12	-	-						
18	其他	13	-	-						
19	三、主营业务利润(亏损以“-”号填列)	14	224,414.92	3,297,023.09						
20	加:其他业务利润(亏损以“-”号填列)	15	61,419.35	1,324,021.18						
21	减:营业费用	16	909,504.25	3,642,040.70						
22	管理费用	17	-519,615.94	1,173,602.82						
23	财务费用	18	2,715.49	-13,474.43						
24	其他	19	-	-						
25	四、营业利润(亏损以“-”号填列)	20	-106,769.53	-181,124.82						
26	加:投资收益(损失以“-”号填列)	21	-	-						
27	期货收益	22	-	-						
28	补贴收入	23	-	71,147.27						
29	其中:补贴前亏损企业补贴收入	24	-	-						
30	营业外收入	25	-	-						
31	其他	26	-	-						
32	其中:用以前年度含量工资结余弥补利润	27	-	-						
33	减:营业外支出	28	-	1,500.00						
34	其他支出	29	-	-						
35	其中:结转的含量工资包干结余	30	-	-						
36	加:以前年度损益调整	31	-	-						
37	五、利润总额(亏损以“-”号填列)	32	-106,769.53	-111,477.55						
38	减:所得税	33	-	-						
39	六、净利润(净亏损以“-”号填列)	36	-106,769.53	-111,477.55						
40	注:表中带*科目为合并会计报表专用									

就绪

- An unique tool of our solution
- Design for Local Auditing
 - Clicks to find interesting data

Choose the First Level Account

Account

Balance Sheet, Profit & Loss

Select One Account

Account Sub-Ledger11

Find One Voucher

Voucher

钻取报表

科目代码: 1001 科目描述: 现金 期初余额: 24,481.00 借方余额: 220,404.71 贷方余额: 195,923.71

科目代码	科目描述	期初余额	借方余额	贷方余额
1001	现金	24,481.00	220,404.71	195,923.71
1002	银行存款	3,724,523.20	5,020,106.78	11,795,526.00
1112	应收账款	-3,926,010.42	37,742,090.78	33,816,080.36
1122	预付账款	23,076,942.07	35,082,000.48	32,005,020.18
1204	其他应收款	305,983.04	30,512.00	2,180.00
1202	预收账款	105,837.89	871,236.00	77,087.84
1203	应付账款	-281,891.12	800.00	34,401.07
1201	应付账款	-114,080.70	1,428,617.28	4,712,371.28

科目代码	科目描述	期初余额	借方余额	贷方余额
0001	管理费用 - 基本工资	3,017,420.24	390,417.00	3,407.24
0002	管理费用 - 1214部	598,179.24	46,418.00	.00
0003	管理费用 - 折旧费	70,839.00	11,781.00	.00
0004	管理费用 - 奖金	308,330.40	46,838.00	.00
0005	管理费用 - 其他员工福利	1,113,831.20	140,838.00	.00
0006	管理费用 - 其他员工福利	130,883.00	30,470.00	.00

科目代码	凭证日期	凭证编号	摘要
000201	10/27/2009 12:00:00AM	0000001762	HECF1994 SALARY FOR OCT 09
000201	10/27/2009 12:00:00AM	0000001764	HECF1994 SALARY FOR OCT 09
000201	10/27/2009 12:00:00AM	0000001765	HECF1994 SALARY FOR OCT 09
000201	10/27/2009 12:00:00AM	0000001766	HECF1994 SALARY FOR OCT 09
000201	10/27/2009 12:00:00AM	0000001761	HECF1994 SALARY FOR OCT 09
000201	10/27/2009 12:00:00AM	0000001761	HECF1994 SALARY FOR OCT 09

记帐凭证

2009年12月26日

科目	Explanation	借方	贷方
1001	银行存款	30.00	
1201	其他应收款		300.00
合计 (Total) :		30.00	300.00